



# SB12-210A FT V0 (12V210Ah)



## Applications

- Uninterruptable Power Supply (UPS)
- Electric Power System (EPS)
- Emergency backup power supply
- Emergency light
- Railway signal
- Alarm and security system
- Communication power supply
- DC power supply

## Certificates



Conform to  
IEC60896-21&22

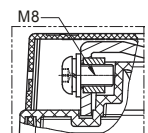
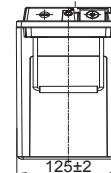
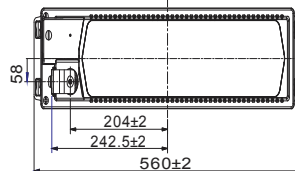
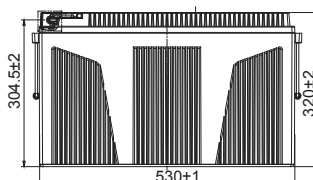
## Specifications

<b>Nominal Voltage</b>	12V	<b>Nominal Oper. Temp. R.</b>	25±3°C
<b>Nominal Capacity</b>	210Ah (C <sub>20</sub> , 1.80V/cell)	<b>Cycle Use</b>	Initial Charging Current less than 60.0A. Voltage 14.7V +1% at 25°C. Temperature Coefficient -30mV/°C.
<b>Approx. Weight</b>	59.5kg	<b>Standby Use</b>	Initial Charging Current less than 60.0A. Voltage 13.65V +1% at 25°C Temp. Coefficient -20mV/°C
<b>Terminal</b>	M8	<b>Capacity affected by Temp.</b>	40°C            103% 25°C            100% 0°C              86%
<b>Container Material</b>	ABS UL94 V0	<b>Self Discharge</b>	SB batteries may be stored for up to 6 months at 25°C and then a freshening charge is required. For higher temperatures the time interval will be shorter.
<b>Rated Capacity (25°C)</b>	210.0Ah/10.5A, 20hr, 1.80V/cell 200.0Ah/20.0A, 10hr, 1.80V/cell 195.2Ah/24.4A, 8hr, 1.75V/cell 175.0Ah/35.0A, 5hr, 1.75V/cell 118.1Ah/118.1A, 1hr, 1.67V/cell	<b>Life Expectancy</b>	10-12 years according to EUROBAT
<b>Max. Discharge Current</b>	2000A (5s)		
<b>Internal Resistance / Impedance (1kHz)</b>	Approx. 3.0mΩ		
<b>Operating Temp. Range</b>	Discharge:        -15~50°C Charge:            0~40°C Storage:           -15~40°C		

## Dimensions

### ■ M8 Terminal

Unit: mm | Dimensions: 560 Length X 125 Width X 320 Height (320 Height incl. Terminal)





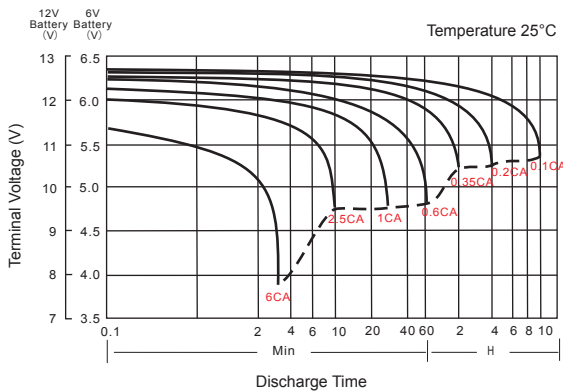
### Constant Current Discharge (Amperes) at 25°C

F.V/Time	10min	15min	20min	30min	45min	1h	2h	3h	4h	5h	6h	8h	10h	20h
1.85V/cell	287.5	256.2	226.7	185.7	143.2	97.3	63.3	47.7	38.0	31.8	28.7	22.4	18.7	9.80
1.80V/cell	334.0	298.0	252.9	199.6	151.4	107.6	68.8	51.6	41.0	34.2	29.5	23.7	20.0	10.5
1.75V/cell	368.6	315.2	269.6	207.6	156.1	111.3	70.9	53.0	42.0	35.0	29.9	24.4	20.3	10.7
1.70V/cell	392.5	333.1	280.4	214.7	159.1	115.7	65.5	54.6	43.1	35.8	30.3	24.9	20.6	10.8
1.65V/cell	410.4	343.6	286.3	219.1	162.5	118.1	74.4	55.4	43.7	36.2	30.6	25.1	20.8	10.9
1.60V/cell	428.3	368.0	294.7	223.5	164.9	123.9	77.5	57.4	45.1	37.4	30.9	25.7	21.3	11.2

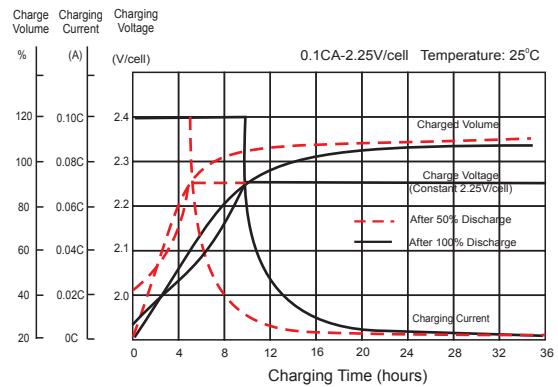
### Constant Power Discharge (Watts/cell) at 25°C

F.V/Time	10min	15min	20min	30min	45min	1h	2h	3h	4h	5h	6h	8h	10h	20h
1.85V/cell	536.8	491.0	431.8	357.7	278.0	188.6	123.3	93.3	74.5	62.4	57.1	44.2	37.0	19.8
1.80V/cell	616.5	565.0	474.8	378.7	291.7	207.3	133.5	100.6	80.0	67.0	58.3	46.6	40.0	21.0
1.75V/cell	669.5	591.5	501.3	390.5	298.1	212.9	136.8	102.8	81.7	68.3	59.0	48.0	40.0	21.2
1.70V/cell	696.9	618.1	517.4	401.8	302.5	219.8	140.5	105.3	83.5	69.7	59.7	48.7	40.5	21.4
1.65V/cell	725.8	639.2	526.3	409.1	308.1	223.3	142.3	106.6	84.5	70.4	60.1	49.2	40.8	21.5
1.60V/cell	736.6	666.4	534.0	411.9	309.2	231.9	147.2	109.9	86.8	72.2	60.4	50.2	41.6	21.9

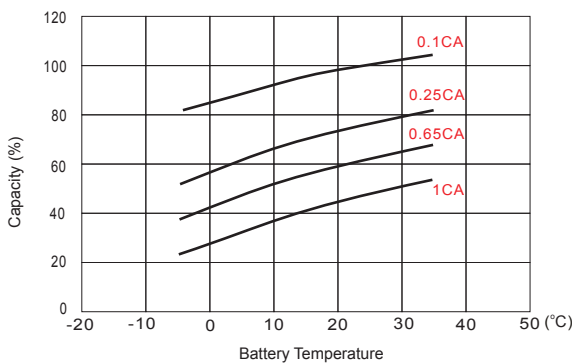
### Discharge Characteristics



### Float Charging Characteristics



### Temperature Effects in Relation to Battery Capacity



### Effect of Temperature on Long Term Float Life

