



SB12-150A FT V0 (12V150Ah)

AGM-Technology	Maintenance Free	10-12 Years Life Expect. EUROBAT	Cycle Stability	-15°C to +50°C	
Standard Type	UPS	Telecommunications	Emergency Lighting	Flame Retardant	Recyclable

Applications

- Uninterruptable Power Supply (UPS)
- Electric Power System (EPS)
- Emergency backup power supply
- Emergency light
- Railway signal
- Alarm and security system
- Communication power supply
- DC power supply

Certificates



Conform to IEC60896-21&22



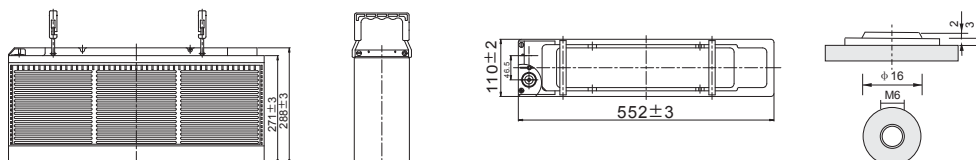
Specifications

Nominal Voltage	12V	Nominal Oper. Temp. R.	25±3°C
Nominal Capacity	150Ah (C ₁₀ , 1.80V/cell)	Cycle Use	Initial Charging Current less than 45.0A. Voltage 14.7V +1% at 25°C. Temperature Coefficient -30mV/°C.
Approx. Weight	46.6kg	Standby Use	No limit on Initial Charging Current. Voltage 13.65V +1% at 25°C Temp. Coefficient -20mV/°C
Terminal	M6	Capacity affected by Temp.	40°C 103% 25°C 100% 0°C 86%
Container Material	ABS UL94 V0	Self Discharge	SB batteries may be stored for up to 6 months at 25°C and then a freshening charge is required. For higher temperatures the time interval will be shorter.
Rated Capacity (25°C)	158.8Ah/7.94A, 20hr, 1.80V/cell 150.0Ah/15.0A, 10hr, 1.80V/cell 142.4Ah/17.8A, 8hr, 1.80V/cell 130.5Ah/26.1A, 5hr, 1.75V/cell 95.9Ah/95.9A, 1hr, 1.67V/cell	Life Expectancy	10-12 years according to EUROBAT
Max. Discharge Current	1200A (5s)		
Internal Resistance / Impedance (1kHz)	Approx. 4.1mΩ		
Operating Temp. Range	Discharge: -15~50°C Charge: 0~40°C Storage: -15~40°C		

Dimensions

■ M6 Terminal

Unit: mm | Dimensions: 552 Length X 110 Width X 288 Height (288 Height incl. Terminal)





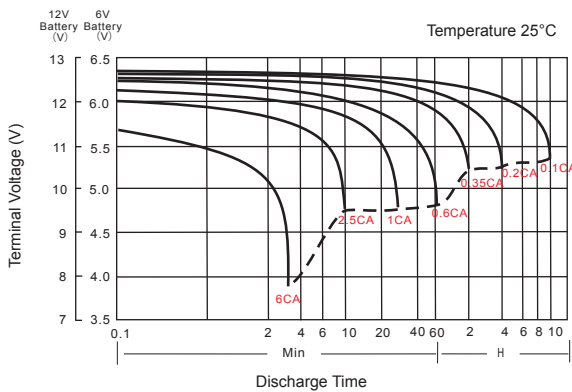
Constant Current Discharge (Amperes) at 25°C

F.V/Time	10min	15min	20min	30min	45min	1h	2h	3h	4h	5h	6h	8h	10h	20h
1.85V/cell	216.9	190.8	171.0	136.8	105.8	85.7	50.9	37.3	29.9	25.1	21.7	17.2	14.3	7.60
1.80V/cell	252.0	220.2	190.8	148.5	112.6	90.6	52.7	38.6	30.8	25.8	22.3	17.8	15.0	7.94
1.75V/cell	278.1	237.0	203.4	154.8	115.8	93.0	53.9	39.2	31.2	26.1	22.6	18.1	15.2	8.02
1.70V/cell	296.1	248.4	211.5	160.5	118.8	94.5	54.7	39.7	31.6	26.4	22.9	18.3	15.3	8.07
1.65V/cell	309.6	256.8	216.0	163.8	121.0	95.9	55.4	40.1	31.9	26.7	23.1	18.5	15.5	8.12
1.60V/cell	323.1	264.0	222.3	167.4	123.4	97.5	56.1	40.6	32.2	27.1	23.5	18.7	15.6	8.16

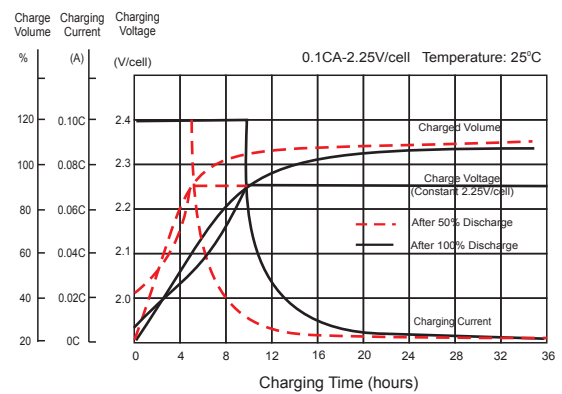
Constant Power Discharge (Watts/cell) at 25°C

F.V/Time	10min	15min	20min	30min	45min	1h	2h	3h	4h	5h	6h	8h	10	20h
1.85V/cell	405.0	359.8	325.8	263.5	205.5	166.9	99.9	73.4	59.0	49.6	43.0	34.4	28.7	15.2
1.80V/cell	465.1	409.8	358.2	281.7	217.0	175.6	102.8	75.6	60.5	50.8	44.0	35.5	29.9	15.9
1.75V/cell	505.1	435.7	378.2	291.2	221.1	179.5	104.7	76.5	61.1	51.3	44.5	35.9	30.2	16.0
1.70V/cell	525.7	450.3	390.4	300.3	226.0	181.8	105.9	77.4	61.8	51.6	45.0	36.3	30.5	16.1
1.65V/cell	547.6	463.7	397.1	305.8	229.4	183.9	107.2	77.9	62.3	52.3	45.3	36.6	30.8	16.2
1.60V/cell	555.7	467.2	402.9	308.5	231.4	185.3	107.6	78.3	62.5	52.8	45.9	36.9	31.0	16.2

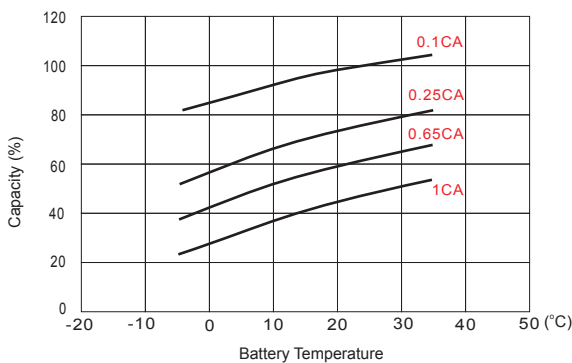
Discharge Characteristics



Float Charging Characteristics



Temperature Effects in Relation to Battery Capacity



Effect of Temperature on Long Term Float Life

