




# SB12-110A FT V0 (12V106Ah)

AGM-Technology	Maintenance Free	10-12 Years Life Expect. EUROBAT	Cycle Stability	-15°C to +50°C	
Standard Type	UPS	Telecommunications	Emergency Lighting	Flame Retardant	Recyclable

## Applications

- Uninterruptable Power Supply (UPS)
- Electric Power System (EPS)
- Emergency backup power supply
- Emergency light
- Railway signal
- Alarm and security system
- Communication power supply
- DC power supply

## Certificates



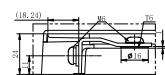
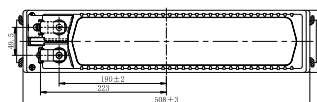
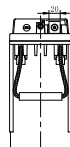
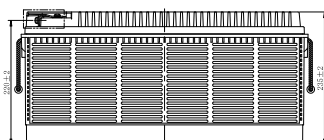
## Specifications

<b>Nominal Voltage</b>	12V	<b>Nominal Oper. Temp. R.</b>	25±3°C
<b>Nominal Capacity</b>	100Ah (C <sub>10</sub> , 1.80V/cell)	<b>Cycle Use</b>	Initial Charging Current less than 30.0A. Voltage 14.7V +1% at 25°C. Temperature Coefficient -30mV/°C.
<b>Approx. Weight</b>	35.0kg	<b>Standby Use</b>	No limit on Initial Charging Current. Voltage 13.65V +1% at 25°C Temp. Coefficient -20mV/°C
<b>Terminal</b>	M6	<b>Capacity affected by Temp.</b>	40°C      103% 25°C      100% 0°C        86%
<b>Container Material</b>	ABS UL94 V0	<b>Self Discharge</b>	SB batteries may be stored for up to 6 months at 25°C and then a freshening charge is required. For higher temperatures the time interval will be shorter.
<b>Rated Capacity (25°C)</b>	106.0Ah/5.30A, 20hr, 1.80V/cell 100.0Ah/10.0A, 10hr, 1.80V/cell 96.8Ah/12.1A, 8hr, 1.75V/cell 87.0Ah/17.4A, 5hr, 1.75V/cell 64.3Ah/64.3A, 1hr, 1.60V/cell	<b>Life Expectancy</b>	10-12 years according to EUROBAT
<b>Max. Discharge Current</b>	1000A (5s)		
<b>Internal Resistance / Impedance (1kHz)</b>	Approx. 5.5mΩ		
<b>Operating Temp. Range</b>	Discharge:      -15~50°C Charge:            0~40°C Storage:          -15~40°C		

## Dimensions

### ■ M6 Terminal

Unit: mm | Dimensions: 508 Length X 110 Width X 235 Height (235 Height incl. Terminal)





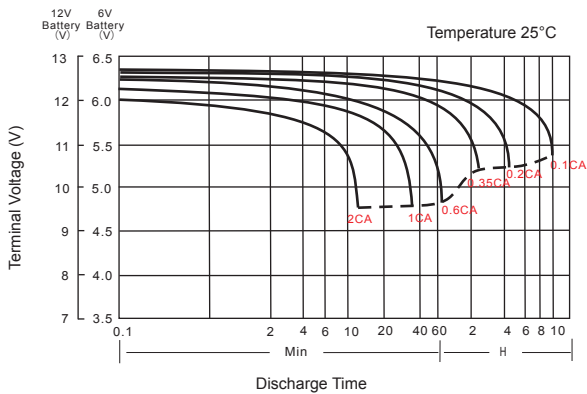
### Constant Current Discharge (Amperes) at 25°C

F.V/Time	10min	15min	20min	30min	45min	1h	2h	3h	4h	5h	6h	8h	10h	20h
1.85V/cell	144.6	127.2	114.0	91.6	69.6	56.3	33.6	24.7	19.9	16.7	14.5	11.5	9.56	5.07
1.80V/cell	168.0	146.8	127.2	99.0	74.3	59.5	34.8	25.7	20.5	17.2	14.8	11.9	10.0	5.30
1.75V/cell	185.4	158.0	133.2	103.2	76.8	61.4	35.6	26.1	20.8	17.4	15.1	12.1	10.1	5.35
1.70V/cell	197.4	165.6	138.6	106.0	78.8	62.8	36.2	26.5	21.1	17.6	15.3	12.2	10.2	5.38
1.67V/cell	206.4	171.2	144.0	108.4	80.1	63.7	36.6	26.7	21.3	17.8	15.4	12.3	10.3	5.41
1.60V/cell	215.4	176.0	146.4	110.6	80.9	64.3	37.1	27.0	21.5	18.1	15.6	12.5	10.4	5.44

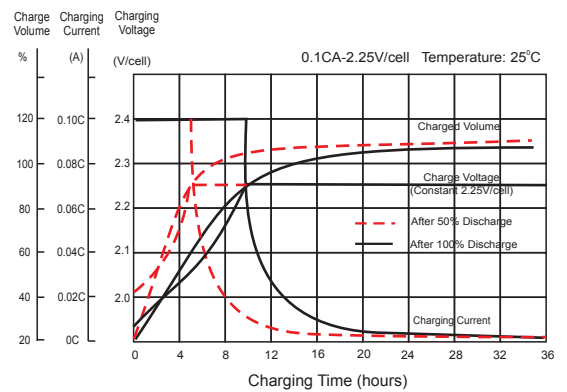
### Constant Power Discharge (Watts/cell) at 25°C

F.V/Time	10min	15min	20min	30min	45min	1h	2h	3h	4h	5h	6h	8h	10h	20h
1.85V/cell	270.0	239.9	217.2	176.4	135.2	109.7	65.8	48.6	39.3	33.1	28.7	22.9	19.1	10.1
1.80V/cell	310.0	273.2	238.8	187.8	143.1	115.3	67.7	50.4	40.3	33.9	29.3	23.6	20.0	10.6
1.75V/cell	336.7	290.5	247.7	194.2	146.6	118.5	69.0	51.0	40.7	34.2	29.7	23.9	20.2	10.7
1.70V/cell	350.5	300.2	255.8	198.3	149.9	120.8	70.1	51.6	41.2	34.4	30.0	24.2	20.3	10.7
1.67V/cell	365.1	309.1	264.7	202.4	151.7	122.2	70.8	51.9	41.5	34.8	30.2	24.4	20.5	10.8
1.60V/cell	370.4	311.5	265.3	203.8	151.9	122.3	71.1	52.2	41.7	35.2	30.6	24.6	20.7	10.8

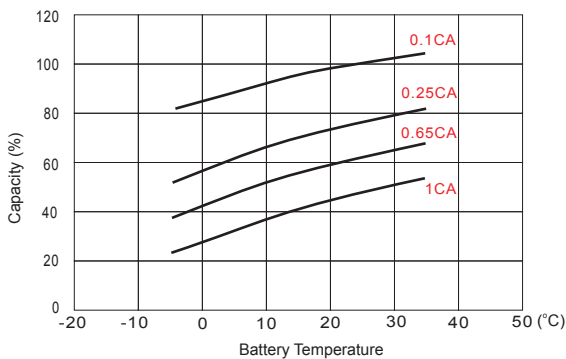
### Discharge Characteristics



### Float Charging Characteristics



### Temperature Effects in Relation to Battery Capacity



### Effect of Temperature on Long Term Float Life

